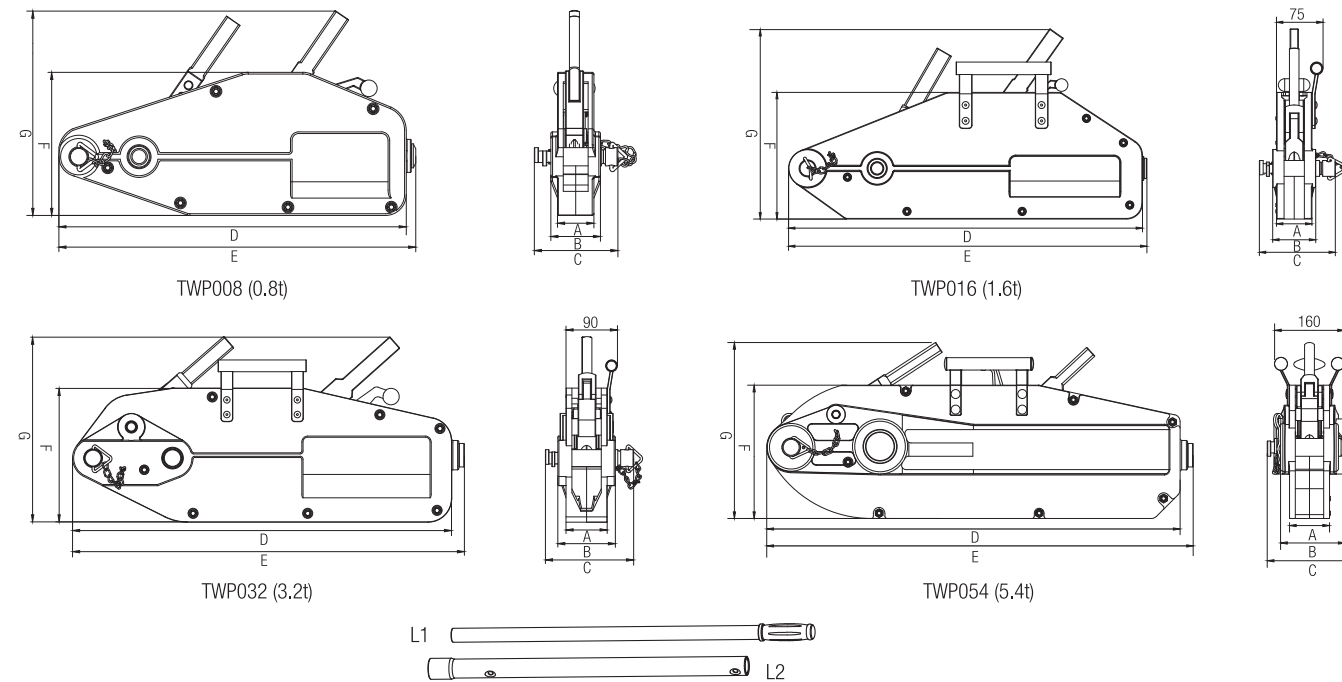


WIRE ROPE WINCH

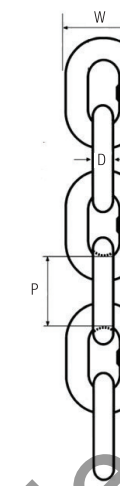



WIRE ROPE WINCH (MODEL: TWP) Aluminium Body					
Model		TWP008	TWP016	TWP032	TWP054
Rated Lifting Capacity	t	0.8	1.6	3.2	5.4
Rated Pulling Capacity	t	1.2	2.4	4.8	8.1
Rated Forward Handpower	n	343	400	441	745
Rated Forward Travel	mm	≥52	≥55	≥28	≥30
Rope Diameter	mm	8.3	11	16	20
Standard length of wire rope	m	20	20	20	20
Max. Travelling Load	kg	1200	2400	4800	8000
Net weight without cable	kg	6.7	12.3	22.2	56.5
Max Overall Size (mm)	A	44	56	70	90
	B	60	68	98	160
	C	101	120	150	200
	D	420	545	645	935
	E	430	556	666	940
	F	172	200	227	300
L1 (cm)		240	270	320	410
		80	80	80	88
L2 (cm)			120	120	135

All dimensions are subject to change without prior notice

ALLOY STEEL CHAIN

CALIBRATED LOAD CHAIN
Used for - Chain Hoist and Lever Hoist



Item No.	Material Diameter D(mm)	Pitch P(mm)	Outside Width W(mm)	Working Load limit (kgs)	Min. Breaking Load (kgs)	Weight kg/m
0515	5	15	+0.29	+0.38	800	3200
			-0	-0		
0618	6	18	+0.35	+0.45	1200	4800
			-0	-0		
0711	7.1	21	+0.41	+0.45	1600	6400
			-0	-0		
1824	8	24	+0.46	+0.60	2000	8000
			-0	-0		
1030	10	30	+0.58	+0.75	3200	12800
			-0	-0		

T (8) ALLOY STEEL LIFTING CHAIN

- Heat treated for tensile strength, resistance to wear and shock absorbing capabilities.
- Recognizable by the T8 embossed mark.

DRUM LIFTER

Capacity	1 ton
Chain size	6x18mm
Length of lift chain	500mm
Net weight	3.6 kg



TOYOLIFT JAPAN GK
Bldg. #7-3-8, Roppongu, Minato-Ku,
Tokyo, 106-0032, Japan
info@toyolifting.com
www.toyolifting.com

Edition: 2017-18

2017-18

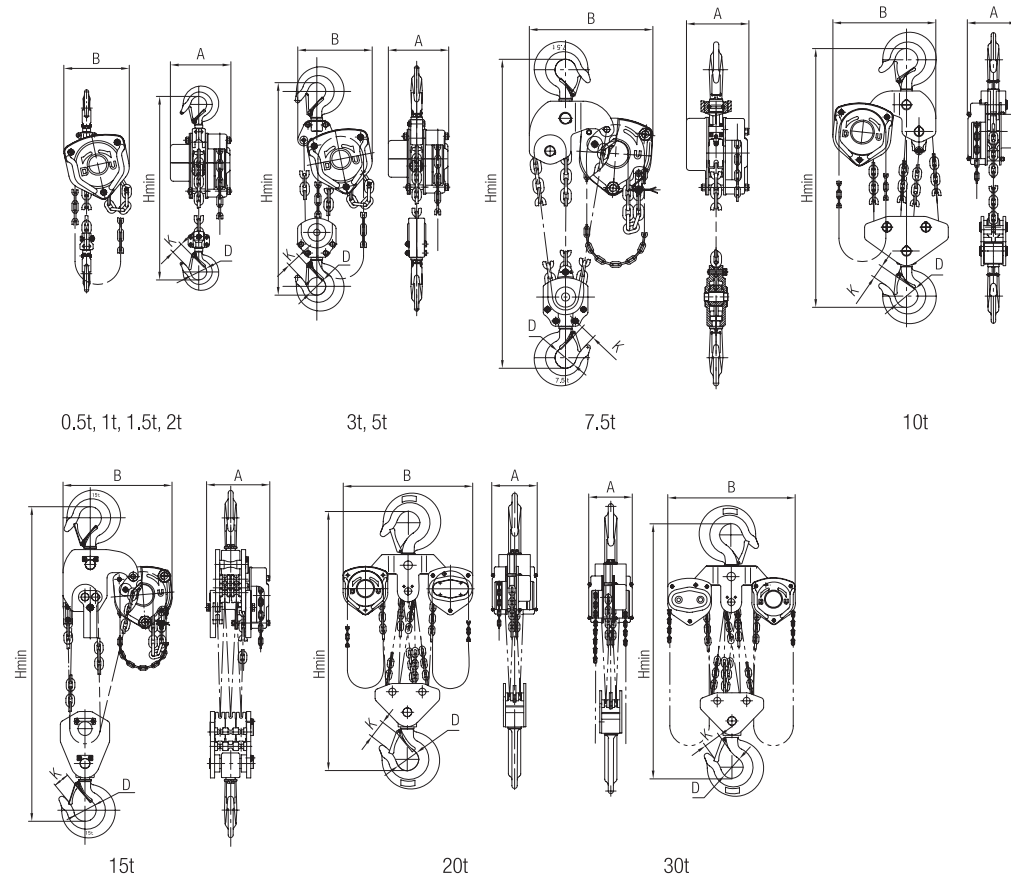
TOYO

LIFTING
CATALOGUE

MANUAL CHAIN HOIST

Characteristics

- Capacity ranges from 0.5T to 50T.
- Automatic double pawl braking system.
- Double brake cover protection.
- Light weight robust construction.
- Low effort to lift maximum load.
- Extra thick asbestos free friction discs.
- Fully forged hooks are fitted with safety latches as standard.
- Galvanized hand chain as standard.
- The hoist is fitted with high grade 80 alloy load chain with T8 mark.
- Complies with EC Council Directive 2006/42/EC, Machinery.



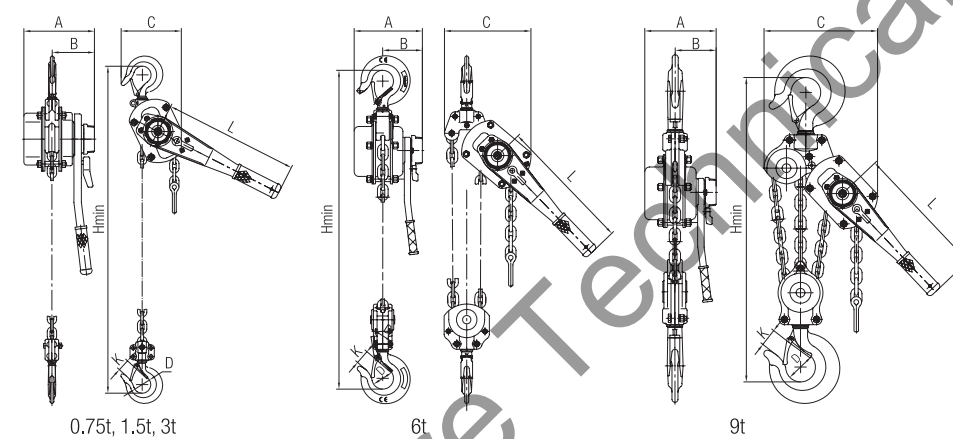
CHAIN HOIST [MODEL:TCB]												
Model		TCB-005	TCB-010	TCB-015	TCB-020	TCB-030	TCB-050	TCB-075	TCB-100	TCB-150	TCB-200	TCB-300
Capacity	t	0.5	1	1.5	2	3	5	7.5	10	15	20	30
Standard Lift*	m	3	3	3	3	3	3	3	3	3	3	3
Proof Load	t	0.75	1.5	2.25	3	4.5	7.5	11.25	15	22.5	30	45
Effort Required To Lift max. Load	n	200(20.5)	320(32.5)	360(36.5)	365(37)	385(39)	435(44.3)	435(44.3)	435(44.3)	435(44.3)	435(44.3x2)	435(44.3x2)
Load Chain	mm	6x18	6x18	8x24	8x24	8x24	10x30	10x30	10x30	10x30	10x30	10x30
Strands Of Load Chain		1	1	1	1	2	2	3	4	8	8	12
"Dimensions (mm)"	A	137.5	146.5	170	170	170	190.4	190	241	209	209	312
	B	137	162	183	194	220	288	377	384	416	625	691
	Hmin	270	317	399	414	465	636	768	798	918	890	1380
	D	35	35.5	45	42.5	50	64	64	85	85	110	110
	K	28	26	32.5	32	37	46	46	50	61	81	81
	L	8.4	11	16.2	18.5	25.6	42.8	62.5	79.5	115	163.6	220
Net Weight	kg	8.4	11	16.2	18.5	25.6	42.8	62.5	79.5	115	163.6	220
Extra Weight Per Metre Of Extra Lift	kg	1.7	1.7	2.3	2.3	3.7	5.3	7.5	9.7	13.8	19.4	28.2

*Hoists with the lift in other length are also available
All dimensions are subject to change without prior notice

MANUAL LEVER HOIST

Characteristics

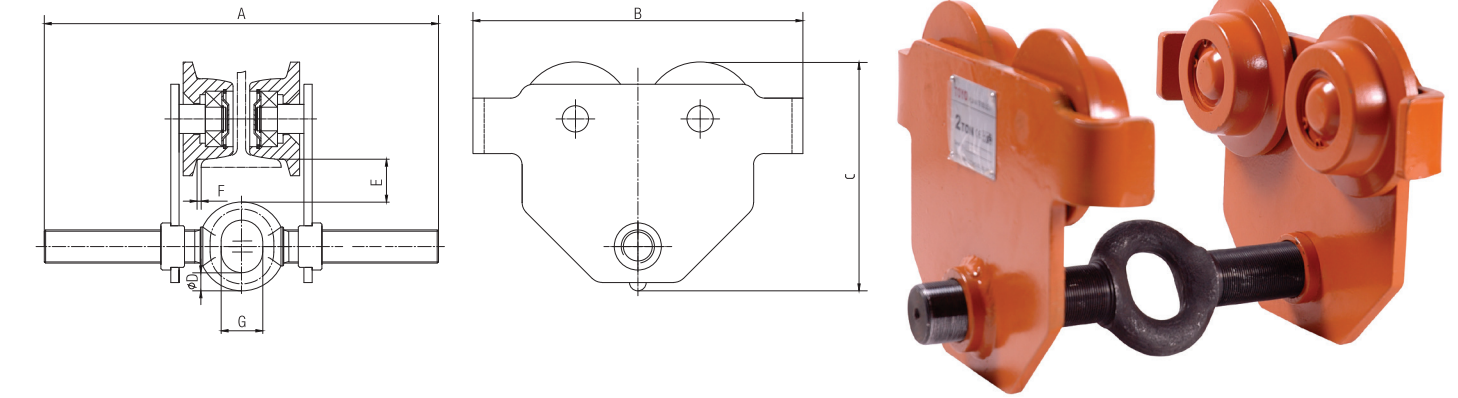
- TOYO lever hoist is universal, manual hoist for tensioning and lashing in any direction.
- The ratchet lever hoist features compact design and robust, deep drawn, stamped steel construction.
- High quality materials ensure light weight without infringing reliability.
- Asbestos free brake, holding load at any desired height.
- Top & Bottom hooks are fitted with safety latches as standard.
- The load chain can be pulled freely and easily through the hoist in both directions to attach the load or to tension the chain.
- Short hand lever with rubber grip.
- Hand lever operates with little effort due to optimal gear ratio.
- Drop forged steel suspension & load hooks are heat treated.
- The hoist is fitted with high grade 80 alloy load chain with T8 mark.
- Complies with EC Council Directive 2006/42/EC, Machinery.



LEVER HOIST [MODEL:TLB]							
Model		TLB-050	TLB-075	TLB-150	TLB-300	TLB-600	TLB-900
Capacity	t	0.5	0.75	1.5	3	6	9
Standard Lift*	m	1.5	1.5	1.5	1.5	1.5	3
Proof Load	t	0.75	1.125	2.25	4.5	9	13.5
Effort Required To Lift Rated Load	n	340	140	240	320	340	360
Strands Of Load Chain		1	1	1	1	2	3
Load Chain	mm	5x15	6x18	8x24	10x30	10x30	10x30
"Dimensions (mm)"	A	105	148	176	195	195	195
	B	78	55	102	109	109	109
	C	80	135	162	211	254	319
	D	35	37	45	50	65	85
	Hmin	270	320	380	480	620	700
	L	300	290	420	420	420	420
	K	30	26	32.5	37	46	50
	L	3.7	8	11.8	21	32	47
Net Weight	kg	3.7	8	11.8	21	32	47
Extra Weight Per Metre Of Extra Lift	kg	0.52	0.8	1.4	2.15	4.3	6.45

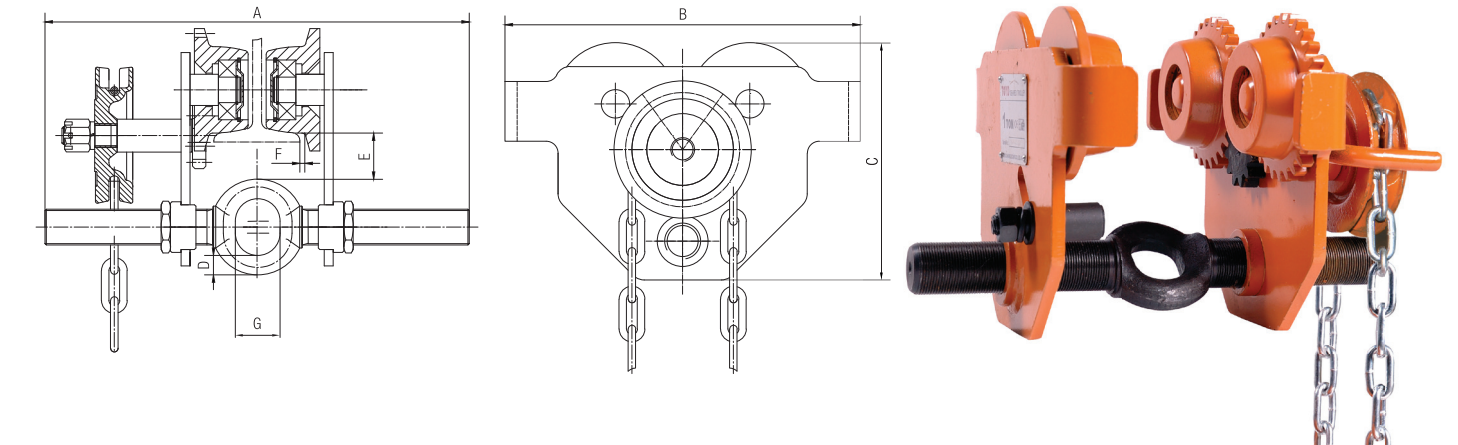
*Hoists with the lift in other length are also available
All dimensions are subject to change without prior notice

MANUAL PUSH TROLLEY



MANUAL PUSH TROLLEY (MODEL:TPT)						
Model		TPT-005	TPT-010	TPT-020	TPT-030	TPT-050
Capacity	t	0.5	1	2	3	5
Proof Load	t	0.75	1.5	3	4.5	7.5
I-Beam Width	mm	50-220	58-220	66-220	74-220	90-220
"Dimensions (mm)"	A	285	300	300	328	354
	B	198	238	277	324	373
	C	158	183	208	249	296.5
	D	12.5	17	20	26	28
	E	40	31	31	31	40
	F	~3	~3	~3	~3	~5
G	25	29	36	46	52	
Net Weight	kg	5	8.8	14	23	40

MANUAL GEAR TROLLEY



MANUAL GEAR TROLLEY (MODEL:TGT)									
Model		TGT-005	TGT-010	TGT-020	TGT-030	TGT-050	TGT-100*	TGT-200*	TGT-300*
Capacity	t	0.5	1	2	3	5	10	20	30
Proof Load	t	0.75	1.5	3	4.5	7.5	12.5	25	37.5
I-Beam Width	mm	50-220	58-220	66-220	74-220	90-220	125-203	136-203	144-250
"Dimensions (mm)"	A	352.5	353.5	362	406.5	434.5	487.5	523	570
	B	198	238	277	324	373	455	642	642
	C	158	183	208	249	296.5	490	622	622
	D	12.5	17	20	26	28	82	110	110
	E	40	31	31	31	40	36.5	54	50
	F	~3	~3	~3	~3	~5	~5	~5	~5
G	25	29	36	46	52	52	93	247.5	
Net Weight	kg	8.5	12.5	17	28	45	93	247.5	254

All dimensions are subject to change without prior notice
*Refer operation manual for detailed drawing and dimensions